

Shower System 4 LVT ^{1,2,3}

PRODUCTS FOR RESILIENT WALL AND FLOOR COVERINGS



SHOWER SYSTEM 4 LVT 1,2,3

Installation of LVT on wall and floor in showers?


Finally it is possible thanks to the Mapei 4 LVT line of products.

Mapei's long experience in the resilient and waterproofing sector has made it possible to develop three complete systems for waterproofing and installing LVT in showers, bathrooms and damp surroundings in general:

WATERPROOFING systems

SHOWER SYSTEM 4 LVT¹

SHEET WATERPROOFING MEMBRANE AND ACCESSORIES



SHOWER SYSTEM 4 LVT²

LIQUID WATERPROOFING MEMBRANE AND ACCESSORIES



SHOWER SYSTEM 4 LVT³

CEMENTITIOUS WATERPROOFING MORTAR AND ACCESSORIES





HIGH
PERFORMANCE
WITH STYLE...

EXCLUSIVE TO MAPEI, **COMPLETE SYSTEMS** FOR FULL TECHNICAL SUPPORT AND COMPLETE **INSTALLATION OF LVT WALL AND FLOOR COVERINGS, INCLUDING IN DAMP SURROUNDINGS**

Products 4 LVT



MAPEGUARD WP ADHESIVE



ULTRABOND ECO MS 4 LVT WALL



KERAPOXY 4 LVT



MAPECOAT 4 LVT



MAPEBAND EASY



ULTRABOND ECO MS 4 LVT WALL



KERAPOXY 4 LVT



MAPECOAT 4 LVT



MAPEBAND or MAPEBAND EASY



ULTRABOND ECO MS 4 LVT WALL



KERAPOXY 4 LVT



MAPECOAT 4 LVT

SHOWER SYSTEM 4 LVT¹



Spreading Mapeguard WP Adhesive with a roller



Application of Mapeguard WP 200

SHOWER SYSTEM 4 LVT²



Waterproofing internal corners correctly by applying Mapeband PE120 and specially shaped pieces



Spreading the first coat of Mapegum WPS

SHOWER SYSTEM 4 LVT³



Applying Mapeband with Mapelastic Smart



Spreading the first coat of Mapelastic Smart with a roller



Installation of LVT on wall with Ultrabond Eco MS 4 LVT Wall



Grouting with Kerapoxy 4 LVT



Application of Mapecoat 4 LVT



Installation of LVT on wall with Ultrabond Eco MS 4 LVT Wall



Grouting with Kerapoxy 4 LVT




Application of Mapecoat 4 LVT



Installation of LVT with Ultrabond Eco MS 4 LVT Wall




Grouting with Kerapoxy 4 LVT



Application of Mapecoat 4 LVT

SHOWER SYSTEM 4 LVT¹



Products used:



- 1 Smoothing mortar
Planex HR Maxi
- 2 Adhesive
Mapeguard WP Adhesive
- 3 Waterproofing membrane
Mapeguard WP 200
- 4 Waterproofing strip
Mapeguard ST
- 5 Waterproofer
Mapeguard IC
- 6 Adhesive
Ultrabond Eco MS 4 LVT Wall
- 7 LVT
- 8 Grout
Kerapoxy 4 LVT
- 9 Anti-slip finish
Mapecoat 4 LVT
- 10 Sealant
Mapesil AC

Ultrabond Eco MS 4 LVT Wall



One-component, polymer-silylate adhesive for the installation of LVT on walls.

PROPERTIES OF THE PRODUCT

- One-component product.
- Suitable for all absorbent and non-absorbent substrates.
- Ideal for bonding wall and floor coverings in damp environments.
- Very easy to apply.
- Excellent resistance to peel and shear loads.
- Excellent dimensional stability.
- No vertical slip.
- Rapid-setting.
- Easy to clean.
- Partially used tubs of adhesive may be used for installation at a later date.
- High yield.
- Solvent-free.
- Certified EMICODE EC1 R PLUS (very low emission).
- Certified Blauer Engel RAL UZ113.
- Harmless for floor installers and end users.

SHOWER SYSTEM 4 LVT²



Products used:



- 1 Screed
Topcem Pronto
- 2 Primer
Eco Prim T
- 3 Smoothing mortar
Planex HR
- 4 Ready-to-use waterproofing
Mapegum WPS
- 5 PVC tape
Mapeband PE 120
- 6 Gypsum
- 7 Adhesive
Ultrabond Eco MS 4 LVT Wall
- 8 LVT
- 9 Grout
Kerapoxy 4 LVT
- 10 Anti-slip finish
Mapecoat 4 LVT
- 11 Sealant
Mapesil AC

Mapecoat 4 LVT



Two component aliphatic, anti-slip polyurethane finish in water dispersion for LVT.


PRODUCT PROPERTIES

- High resistance to abrasion and streaks.
- Resistant to ultra-violet rays; does not yellow.
- Slip resistance rating R11 in compliance with DIN 51130 and AS 4586 standards.
- Barefoot slip resistance rating B in compliance with DIN 51097 and AS 4586 standards.
- Slip resistance (pendulum test method): 90 (dry surface) and 55 (wet surface) class P5 according to AS 4586.
- Protects LVT floors from ultraviolet rays.
- Seals joints in LVT floor and wall coverings that are splashed or need to be cleaned frequently.
- Resistant to certain aggressive chemicals.
- Odourless.
- Easy to apply.
- Solvent-free.
- EMICODE EC1 R (very low emission).
- Harmless for floor installers and end users.

SHOWER SYSTEM 4 LVT³



Products used:



1 Old tiles

2 Primer
Eco Prim T

3 Smoothing mortar
Planex HR Maxi

4 Cementitious waterproofing agent
Mapelastic Turbo

5 Adhesive
Ultrabond Eco MS 4 LVT Wall

6 LVT

7 Grout
Kerapoxy 4 LVT

8 Anti-slip finish
Mapecoat 4 LVT

9 Sealant
Mapesil AC

Kerapoxy 4 LVT









Two-component epoxy grout for LVT floorings.

PROPERTIES OF THE PRODUCT

- Maximum hygiene and low dirt retention.
- Mould-resistant BioBlock® technology.
- Easy to apply and clean from the surface of LVT.
- Smooth and waterproofing surface.
- Solvent-free.
- Harmless for floor installers and end users.

KERAPOXY 4 LVT is available in six colors

 112 MEDIUM GREY	 130 JASMINE
 114 ANTHRACITE	 134 SILK
 120 BLACK	 146 RICH BROWN

Due to the printing processes involved, the colours should be taken as merely indicative of the shades of the actual products.

HEAD OFFICE

MAPEI SpA

Via Cafiero, 22 - 20158 Milan

Tel. +39-02-37673.1

Fax +39-02-37673.214

Internet: www.mapei.com

E-mail: mapei@mapei.it