



Ultrabond ECO[®] 190

Standard Felt-Backed Vinyl Sheet Flooring Adhesive



DESCRIPTION

Ultrabond ECO 190 is a value-priced, performance-driven latex adhesive designed for installing felt-backed vinyl sheet flooring in residential and light commercial applications. Ample slip time has been built into the formulation of *Ultrabond ECO 190*, making it ideal for installing large sheets of felt-backed vinyl. *Ultrabond ECO 190* also may be used to install most base-grade carpet with ActionBac, jute, latex-foam and sponge-rubber backings. In addition, *Ultrabond ECO 190* is perfectly suited for flooring installations that may need removal within 2 to 3 years, such as installations in rental properties as well as main-street commercial and retail outlets.

FEATURES AND BENEFITS

- Ample working time to reposition flooring without risk of tearing backings
- Won't support mold or mildew growth
- Light color won't stain vinyl sheet flooring
- New lower-odor formula for use in occupied buildings
- CRI Green Label Plus certified for proven low health risk

INDUSTRY STANDARDS AND APPROVALS

- CRI Green Label Plus # GLP84381. Refer to CRI website at www.carpet-rug.org for additional information.
- | | |
|--|--------------------|
| <u>LEED Points Contribution</u> | <u>LEED Points</u> |
| MR Credit 5, Regional Materials*..... | Up to 2 points |
| IEQ Credit 4.1, Low-Emitting Materials – Adhesives & Sealants..... | 1 point |

* Using this product may help contribute to LEED certification of projects in the categories shown above. Points are awarded based on contributions of all project materials.

WHERE TO USE

- Interior residential (rental apartments, condominiums, homes)
- Interior light commercial (general office areas, small retail stores)

LIMITATIONS

- Do not install over any substrates containing asbestos.
- For interior installations only
- Do not use to install nonporous floor coverings over nonporous surfaces.
- Do not use to install solid vinyl flooring products.
- Do not use to install vinyl-backed carpet products.
- Do not apply over any adhesive residues including cutback.
- Do not install when the moisture vapor emission rate (MVER) exceeds 5 lbs. per 1,000 sq. ft. (2,27 kg per 92,9 m²) per 24 hours, when using the anhydrous calcium chloride test (ASTM F1869).
- Do not install when the relative humidity of concrete slabs exceeds 80% (ASTM F2170).
- Use only when the substrate temperature is between 50°F and 90°F (10°C and 32°C), and the ambient relative humidity is below 65%.

SUITABLE SUBSTRATES

- Exterior-grade plywood, Group 1, CC type
- Other approved wood underlayments (per manufacturer recommendations)
- Concrete and properly prepared cement terrazzo
- Cement-based self-leveling underlayments and patching compounds



- Embossing levelers applied over existing, properly prepared and fully bonded ceramic tile and sheet vinyl
- A single layer of properly prepared, fully bonded vinyl composition tile (VCT)
- Properly prepared and primed gypsum underlayments that meet the ASTM F2419 requirements for compressive strength

Consult MAPEI's Technical Services Department for installation recommendations regarding substrates and conditions not listed.

SURFACE PREPARATION

- All substrates must be structurally sound, dry, solid and stable.
- Substrate should be clean and free of dust, dirt, oil, grease, paint, curing agents, concrete sealers, loosely bonded toppings, loose particles, old adhesive residues, and any other substance or condition that may prevent or reduce adhesion. All surfaces must be level, even, flat and smooth.
- Concrete and cement-based underlayments and patches must be fully cured and free of any hydrostatic and/or moisture problems.
- Use anhydrous calcium chloride tests to determine MVERs according to ASTM F1869.
- Concrete slabs exceeding 5 lbs. (2,27 kg) in MVER should be treated with a moisture vapor reduction product. Refer to Technical Data Sheets at www.mapei.com for information on this type of product.
- Use a moisture meter to check the relative humidity of the flooring, substrate surface and general jobsite area. Follow the flooring manufacturer's guidelines.
- Refer to MAPEI's "Surface Preparation Requirements" document for floor-covering installation systems at www.mapei.com.

MIXING

- Ready to use; no mixing necessary

Note: Choose all appropriate safety equipment before use. Refer to Material Safety Data Sheet (MSDS) for more information.

PRODUCT APPLICATION

1. Read all installation instructions thoroughly before installation.
2. Select the appropriate notched trowel (see "Approximate Product Coverage" section).
3. Spread adhesive evenly over the subfloor, keeping the trowel at a 45° angle to the subfloor.
4. For porous substrates, install the flooring material into the adhesive while it is still wet. For nonporous substrates, allow 20 minutes of drying time for the adhesive to build tack before placing flooring material.
5. Install flooring.
6. Periodically confirm adhesive transfer to the backing by lifting the flooring material.
7. Roll the flooring with the recommended-weight roller across the width and length of the flooring surface.

CLEANUP

1. Promptly clean any adhesive smudges from the flooring material's surface with water while the adhesive is still fresh/wet.
2. Clean tools with water while the adhesive is still fresh/wet, use mineral spirits once dried. Use caution with mineral spirits, which may be harmful to some materials.

PROTECTION

- Protect from light traffic for at least 24 hours. Protect from heavy traffic for at least 48 hours.

Product Performance Properties





Laboratory Tests	Results
Polymer type	Styrene butadiene latex
Percent solids	60% to 64%
VOCs (Rule #1168 of California's SCAQMD)	< 50 g/L
pH	9 to 10
Viscosity	70,000 to 130,000 cps
Consistency	Buttery
Color	Light tan
Shelf life	2 years
Open time	20 to 30 minutes
Dry time	24 hours
Flash point (Seta flash)	> 212°F (100°C)

Protect containers from freezing in transit and storage. Provide for heated storage on site and deliver all materials at least 24 hours before work begins.

Packaging

Product Code	Size
9539000	Pail: 1 U.S. gal. (3,79 L)
91964	Pail: 4 U.S. gals. (15,1 L)

Approximate Product Coverage*

Flooring Type	Typical Trowel		Coverage
Felt-backed vinyl sheet flooring	1/32" x 1/16" x 1/32" (1 x 1,5 x 1 mm)		185 to 245 sq. ft. per U.S. gal. (4,53 to 6,0 m ² per L)
	1/16" x 1/16" x 1/16" (1,5 x 1,5 x 1,5 mm)		125 to 185 sq. ft. per U.S. gal. (3,06 to 4,53 m ² per L)
Smooth-backed carpet	1/8" x 1/8" x 1/16" (3 x 3 x 1,5 mm)		65 to 85 sq. ft. per U.S. gal. (1,59 to 2,08 m ² per L)
Rough-backed carpet	1/8" x 1/8" x 1/8" (3 x 3 x 3 mm)		85 to 95 sq. ft. per U.S. gal. (2,08 to 2,33 m ² per L)

* Trowel dimensions are depth/width/space. Coverage shown is for estimating purposes only. Actual jobsite coverages may vary according to substrate conditions, type of trowel used and setting practices.

Ultrabond
ECO® 190



RELATED DOCUMENTS

Reference Guide: Surface Preparation Requirements for floor-covering installation systems	RGF0409*
---	----------

* At www.mapei.com.

Refer to MAPEI's MSDS for specific data related to VOCs, health and safety, and handling of product.

STATEMENT OF RESPONSIBILITY

Before using, user shall determine the suitability of the product for its intended use and user alone assumes all risks and liability whatsoever in connection therewith. **ANY CLAIM SHALL BE DEEMED WAIVED UNLESS MADE IN WRITING TO US WITHIN FIFTEEN (15) DAYS FROM DATE IT WAS, OR REASONABLY SHOULD HAVE BEEN, DISCOVERED.**

We proudly support the following industry organizations:



CRI



FCICA
Floor Covering Installation Council of America



Member
NWFA
National Wood Flooring Association



INSTALL
Floorcovering Professionals



RFCI
Resilient Floor Covering Institute

ASC
The Adhesive and Sealant Council Inc.
Where the Industry Meets



MAPEI Headquarters of the Americas

1144 East Newport Center Drive
Deerfield Beach, Florida 33442
Phone: 1-888-US-MAPEI
(1-888-876-2734)

Technical Services

1-800-992-6273 (U.S. and Puerto Rico)
1-800-361-9309 (Canada)

Customer Service

1-800-42-MAPEI (1-800-426-2734)

Services in Mexico

0-1-800-MX-MAPEI (0-1-800-696-2734)

Edition Date: February 9, 2011
PR5564 190D_B12Evp © 2012 MAPEI Corporation.
All Rights Reserved. Printed in the USA